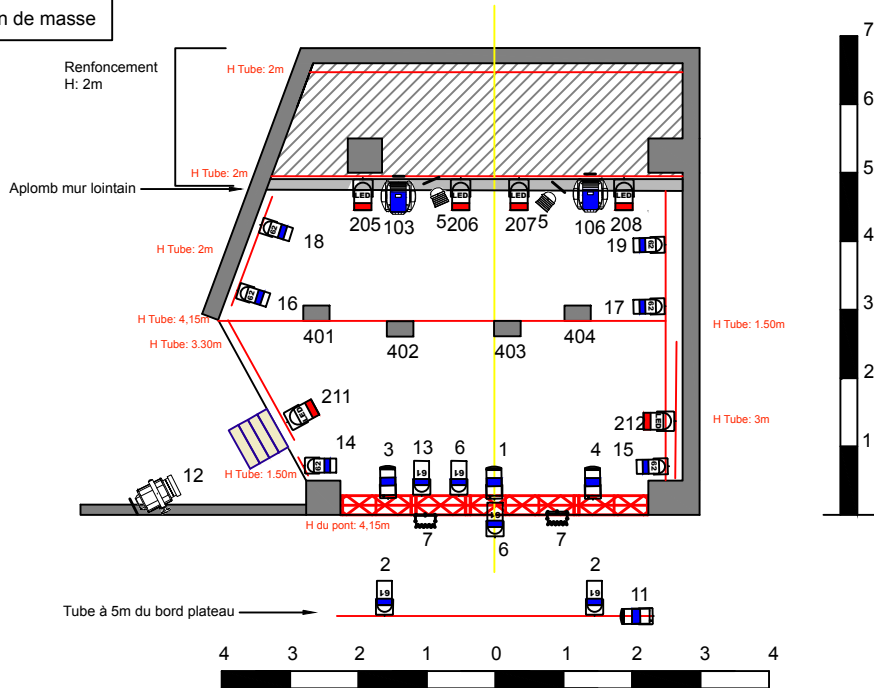














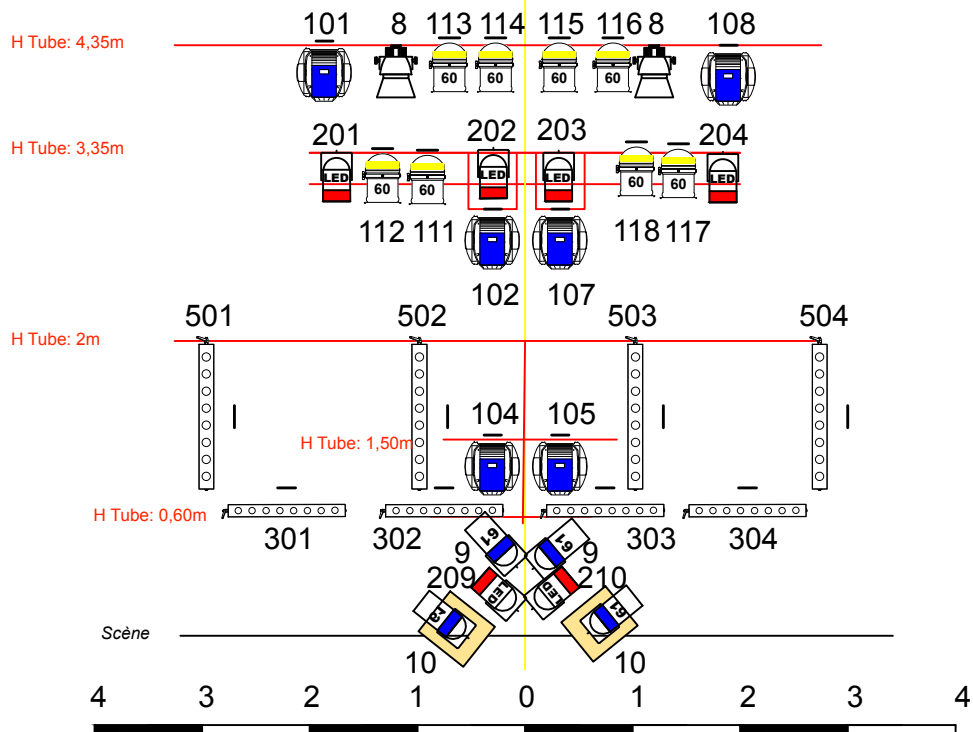


Plan de masse

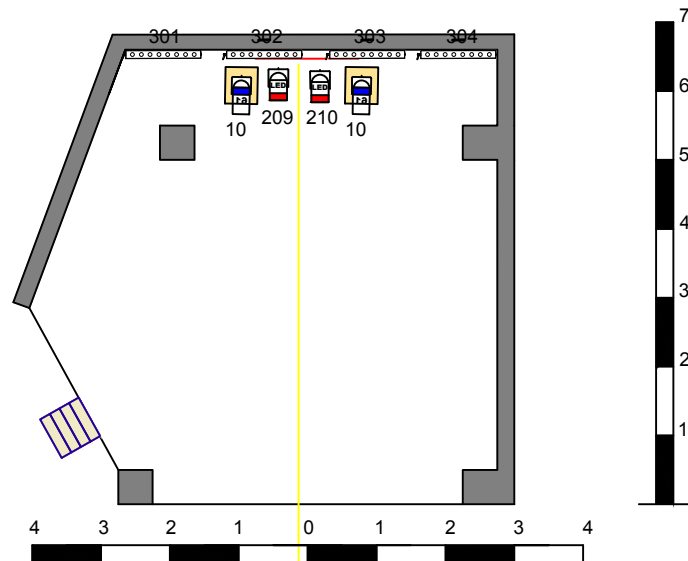


Qté	Type proj.	Qté litres/ Accessoires
8 -	 STAIRVILLE BSW_100 LED Mode 2 20 canaux	
12 -	 CAMEO LED Mini Par Can mode 7 canaux	
4 -	 PC 1Kw lentille claire	
1 -	 PC 750W lentille claire	
8 -	 PAR64 CP61	
6 -	 PAR64 CP62	
	 Projecteur sur platine	
1 -	 PAR16	
2 -	 QUARTZ 1000W	
2 -	 Versatile 1000W	
4 -	 STAIRVILLE ShowBar Tri 18x3W mode 27 Canaux	
4 -	 Barres 10 lampes halogènes 4 canaux	
4 -	 CAMEO Thunder wash 600 RGBW	
8 -	 EUROLITE Led PAR64 COB 3000K 100W Zoom manuel	

Plan de coupe mur du lointain



Plan de masse du sol



Le Cri'Art

Implantation lumières 2024 . Ech: 1/100.

Solution GMA2 OnPC commandwing+faderwing Version 3.9.60.74

